

EasyChairアカウントの作成方法

1. <https://www.easychair.org/account/signup.cgi>

にアクセスします。表示された画像の文字を入力してください。


EasyChair
The conference system

[Help](#) / [Log in](#)



Create an EasyChair Account: Step 1

To use EasyChair, one should first create an account. The procedure for creating an account is the following.

1. You should type the text that you see in the image below and click on "Continue".
2. If you type the text correctly, you will be asked to fill out a simple form with your personal information.
3. After you filled out the form, EasyChair will send you an email with a link that you can use to complete the account creation.



Enter the text you see in the box. Doing so helps us to prevent automated programs from abusing this service. If you cannot read the text, click the reload image  next to the text.

Sports Boho

テキストを入力  

Continue

2. First name(名), Last name (姓), E-mailアドレスを入力してください。なお、日本語で入力していただいてもかまいません。

[Help / Log in](#)

Create an EasyChair Account: Step 2

Please fill out the following form. The required fields are marked by (*)

Note that **the most common reason for failing to create an account is an incorrect email address** so please type your email address correctly.

First name[†] (*):

Last name (*):

Email address (*):

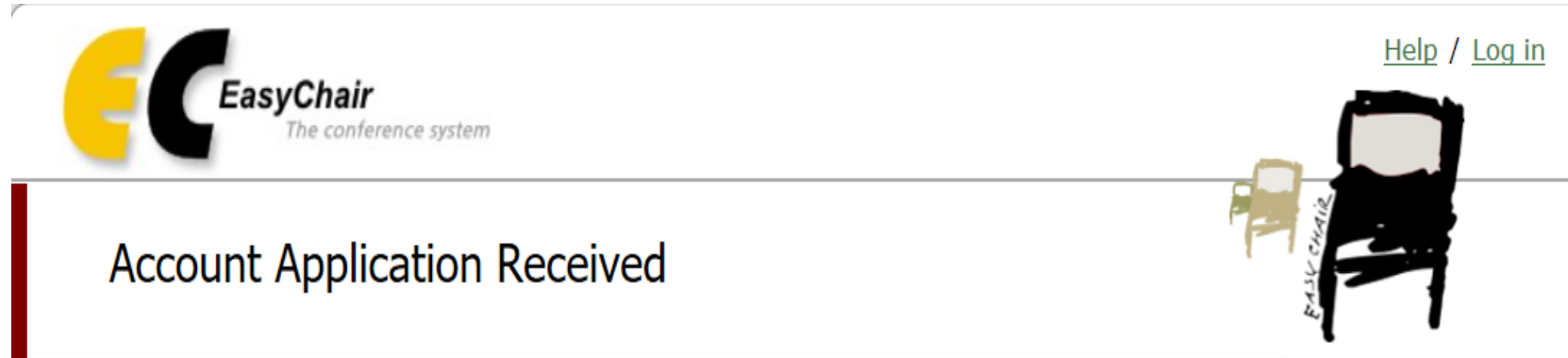
Retype email address (*):

Continue

[†] Note: leave first name blank if you do not have one. If you are not sure how to divide your name into the first and last name, [read the Help article about names.](#)

You may also be interested about [our policy for using personal information.](#)

3. 以下の画面が現れ、下記の内容が書かれたメールが届きます。



We received your application. A mail with further instructions has been sent to the email address sympo-prg@jinmoncom.jp.

If You Do not Receive the Instructions

If you do not receive our mail with instruction on how to create an account, please read the following information.

Our mail server normally sends all mail within a few seconds. The following is an incomplete list of possible reasons for the problem.

Incorrectly typed email address

This is still the most likely cause of delays.

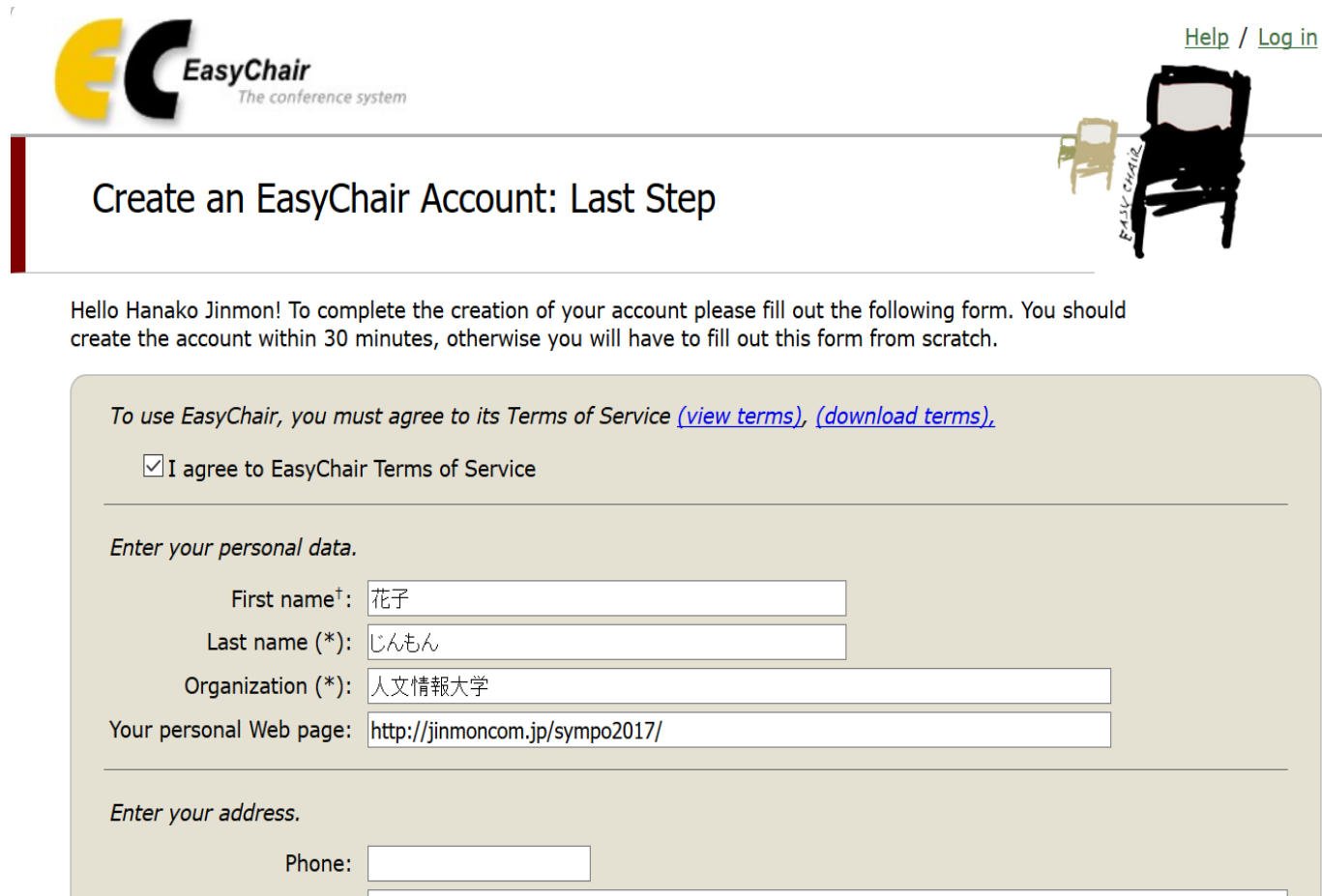
Slow mail processing


Some mail servers process mail for a long time. For example, your mail server may spend a lot of time checking incoming mail for spam.

"Reply-me" mail protection.

Some mailers, when receiving a mail from an unknown sender, ask the sender to send a mail with specific content to ensure that it has been sent by a human. Account-related emails in EasyChair are sent by a computer program, so if

4. メールに記載されたURLをクリックすると、以下の画面が現れます。日本語で入力していただいてもかまいません。



 [Help](#) / [Log in](#)

Create an EasyChair Account: Last Step

Hello Hanako Jinmon! To complete the creation of your account please fill out the following form. You should create the account within 30 minutes, otherwise you will have to fill out this form from scratch.

To use EasyChair, you must agree to its Terms of Service ([view terms](#)), ([download terms](#)).

I agree to EasyChair Terms of Service

Enter your personal data.

First name[†]:

Last name (*):

Organization (*):

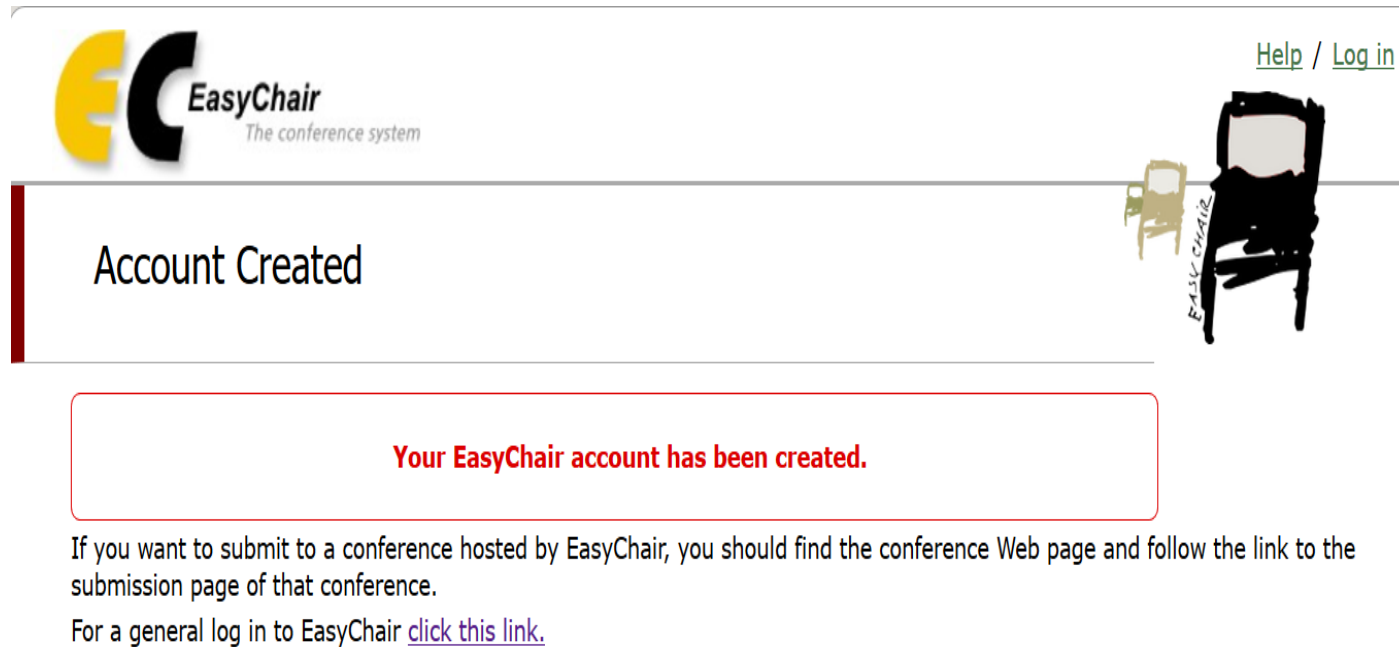
Your personal Web page:

Enter your address.

Phone:

Address (Country):

5. アカウントが開設されると以下のような画面が出てきます。



The screenshot shows the EasyChair website interface. At the top left is the EasyChair logo with the tagline "The conference system". At the top right are links for "Help / Log in". The main content area features a large heading "Account Created" on the left and a stylized illustration of a chair on the right. Below the heading is a red-bordered box containing the message: "Your EasyChair account has been created." Underneath this box, there is explanatory text: "If you want to submit to a conference hosted by EasyChair, you should find the conference Web page and follow the link to the submission page of that conference." and "For a general log in to EasyChair [click this link.](#)"

EasyChair
The conference system

Help / Log in

Account Created

Your EasyChair account has been created.

If you want to submit to a conference hosted by EasyChair, you should find the conference Web page and follow the link to the submission page of that conference.

For a general log in to EasyChair [click this link.](#)